

Auxiliary switch transverse 1 NO+1 NC spring-type terminal for circuit breaker 3RV2



product brand name	SIRIUS
product category	Auxiliary switch
product designation	auxiliary switch
design of the product	transverse auxiliary switches
<b>General technical data</b>	
certificate of suitability	CE / UL / CSA / CCC
size of the circuit-breaker	S00, S0, S2, S3
display version LED	No
insulation voltage rated value	300 V
degree of pollution	3
surge voltage resistance rated value	4 kV
protection class IP on the front	
• according to IEC 60529	IP20
•	IP20
reference code according to IEC 81346-2	Q
Substance Prohibition (Date)	10/01/2009
Weight	0.017 kg
number of NC contacts for auxiliary contacts instantaneous contact	1
number of NO contacts for auxiliary contacts instantaneous contact	1
number of CO contacts of auxiliary contacts instantaneous contact	0
operational current of auxiliary contacts at AC-12	
• at 24 V	2.5 A
• at 230 V	2.5 A
operational current of auxiliary contacts at AC-12 maximum	2.5 A
operational current of auxiliary contacts at AC-15	
• at 24 V	2 A
• at 230 V	0.5 A
operational current of auxiliary contacts at DC-13	
• at 24 V	1 A
• at 48 V	0.3 A
• at 60 V	0.15 A
<b>Ambient conditions</b>	
ambient temperature	
• during operation	-20 ... +60 °C
• during storage	-50 ... +80 °C
<b>Environmental footprint</b>	
Environmental Product Declaration (EPD)	Yes
Global Warming Potential [CO <sub>2</sub> eq] total	4.44 kg

Global Warming Potential [CO2 eq] during manufacturing	0.238 kg
Global Warming Potential [CO2 eq] during operation	4.2 kg
Global Warming Potential [CO2 eq] after end of life	0.0053 kg

<b>Electrical Safety</b>	
<b>protection class IP on the front according to IEC 60529</b>	IP20
<b>touch protection on the front according to IEC 60529</b>	finger-safe, for vertical contact from the front

<b>Installation/ mounting/ dimensions</b>	
<b>fastening method</b>	plug-in fixing
<b>height</b>	13 mm
<b>width</b>	45 mm
<b>depth</b>	17 mm

<b>Connections/ Terminals</b>	
type of electrical connection for auxiliary and control circuit	spring-loaded terminals
<b>connectable conductor cross-section for auxiliary contacts</b>	
• solid or stranded	0.5 ... 2.5 mm <sup>2</sup>
• finely stranded with core end processing	0.5 ... 2.5 mm <sup>2</sup>
• finely stranded without core end processing	0.5 ... 1.5 mm <sup>2</sup>
<b>type of connectable conductor cross-sections</b>	
• for auxiliary contacts	
— solid	2x (0.5 ... 2.5 mm <sup>2</sup> )
— finely stranded with core end processing	2x (0.5 ... 1.5 mm <sup>2</sup> )
— finely stranded without core end processing	2x (0.5 ... 1.5 mm <sup>2</sup> )
• for AWG cables for auxiliary contacts	2x (20 ... 14)
AWG number as coded connectable conductor cross section for auxiliary contacts	20 ... 14

**Approvals Certificates**

**General Product Approval**



[Confirmation](#)



EG-Konf.



UL

[KC](#)

<b>General Product Approval</b>	<b>Test Certificates</b>	<b>Marine / Shipping</b>
---------------------------------	--------------------------	--------------------------



[Special Test Certificate](#)

[Type Test Certificates/Test Report](#)



ABS



BUREAU VERITAS



DNV

<b>Marine / Shipping</b>	<b>other</b>
--------------------------	--------------



LRS



PRS



RINA

[Miscellaneous](#)

[Confirmation](#)



VDE

<b>Railway</b>	<b>Environment</b>
----------------	--------------------

[Special Test Certificate](#)

[Confirmation](#)



[Environmental Confirmations](#)

**Further information**

Information on the packaging

<https://support.industry.siemens.com/cs/ww/en/view/109813875>

Information- and Downloadcenter (Catalogs, Brochures,...)

<https://www.siemens.com/ic10>

Industry Mall (Online ordering system)

<https://mall.industry.siemens.com/mall/en/en/Catalog/product?mlfb=3RV2901-2E>

Cax online generator

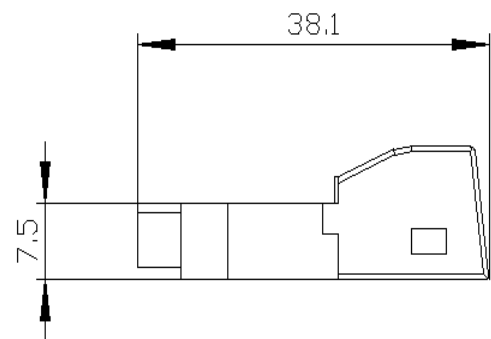
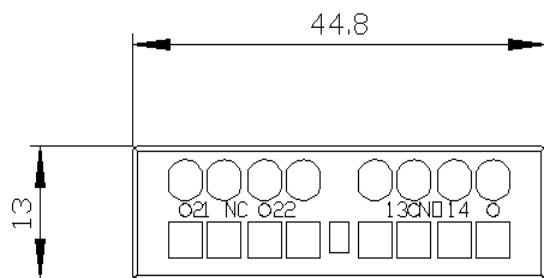
<http://support.automation.siemens.com/WW/CAXorder/default.aspx?lang=en&mlfb=3RV2901-2E>

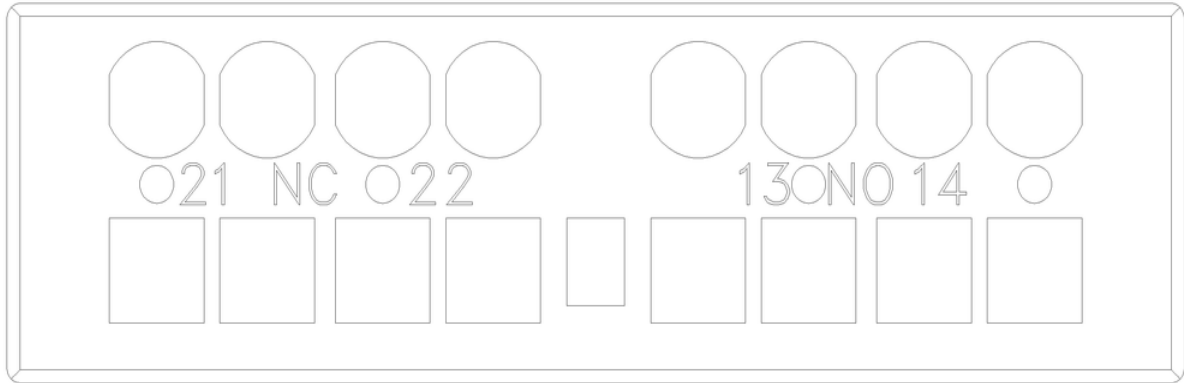
Service&Support (Manuals, Certificates, Characteristics, FAQs,...)

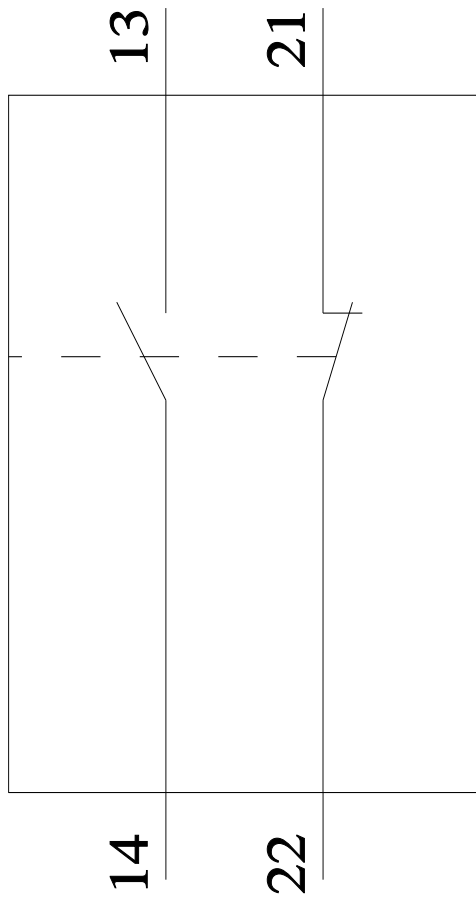
<https://support.industry.siemens.com/cs/ww/en/ps/3RV2901-2E>

Image database (product images, 2D dimension drawings, 3D models, device circuit diagrams, EPLAN macros, ...)

[http://www.automation.siemens.com/bilddb/cax\\_de.aspx?mlfb=3RV2901-2E&lang=en](http://www.automation.siemens.com/bilddb/cax_de.aspx?mlfb=3RV2901-2E&lang=en)







---

last modified:

1/10/2024 