



residual current operated circuit breaker, 2-pole, type AC, In: 40 A, 30 mA, Un AC: 230 V Use of these devices is not permitted in all countries. Observe national installation regulations!

Model	
product brand name	SENTRON
product designation	RCCB
design of the product	Instantaneous
product type designation	5SV4
General technical data	
number of poles	2
size of installation devices according to DIN 43880	1
mechanical service life (operating cycles) typical	10 000
short-circuit current of series fuse maximum permissible	63 A
short-circuit current rating	10 kA
switching function short-term delayed	No
overvoltage category	III
insulation voltage (Ui) rated value	2 000 V
tripping fault current rated value	30 mA
let-through current permissible	5 200 A
I ² t value permissible	58 000 A ² ·s
Supply voltage	
supply voltage for testing equipment minimum	195 V
value range of the supply voltage frequency	50 Hz
value range of the operating frequency	50 Hz
value range of the supply voltage at AC	230 V
Protection class	
protection class IP	IP20, if the distribution board is installed, with connected conductors
Breaking Capacity	
switching capacity current	
• according to IEC 61008-1 rated value	0.5 kA
grid spacing	60 mm
Dissipation	
power loss [W]	
• for rated value of the current at AC in hot operating state per pole	2.6 W
• maximum	5.2 W
Product details	
product feature silicon-free	Yes
product extension installable supplementary devices	Yes
Connections	
connectable conductor cross-section solid	
• minimum	0.75 mm ²
• maximum	35 mm ²

connectable conductor cross-section stranded	
<ul style="list-style-type: none"> • minimum • maximum 	<p>0.75 mm² 35 mm²</p>
tightening torque with screw-type terminals	
<ul style="list-style-type: none"> • minimum • maximum 	<p>2.5 N·m 3 N·m</p>
position of power supply cord	top or bottom

Mechanical Design

height	90 mm
width	36 mm
depth	70 mm
installation depth	70 mm
number of modular width units	2
fastening method	DIN rail (REG)
mounting position	any
net weight	187 g

Environmental conditions

ambient temperature during operation	
<ul style="list-style-type: none"> • minimum • maximum 	<p>-25 °C 45 °C</p>
ambient temperature during storage minimum	-40 °C
number of test cycles for environmental testing according to IEC 60068-2-30	28

Environmental footprint

Environmental Product Declaration(EPD)	Yes
Global Warming Potential [CO2 eq] total	8.73 kg
Global Warming Potential [CO2 eq] during manufacturing	1.32 kg
Global Warming Potential [CO2 eq] during operation	7.39 kg
Global Warming Potential [CO2 eq] after end of life	0.017 kg

Approvals Certificates

General Product Approval



[Confirmation](#)



General Product Approval	EMV	Test Certificates	other
--------------------------	-----	-------------------	-------

[Miscellaneous](#)



[Miscellaneous](#)

[Confirmation](#)

[Miscellaneous](#)

Railway	Dangerous goods	Environment
---------	-----------------	-------------

[Special Test Certificate](#)

[Transport Information](#)



[Environmental Confirmations](#)

[Environmental Confirmations](#)

Further information

Information on the packaging

<https://support.industry.siemens.com/cs/ww/en/view/109813875>

Information- and Downloadcenter (Catalogs, Brochures,...)

<http://www.siemens.com/lowvoltage/catalogs>

Industry Mall (Online ordering system)

<https://mall.industry.siemens.com/mall/en/en/Catalog/product?mifb=5SV4314-0>

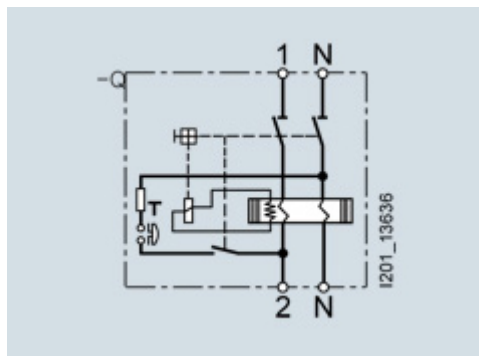
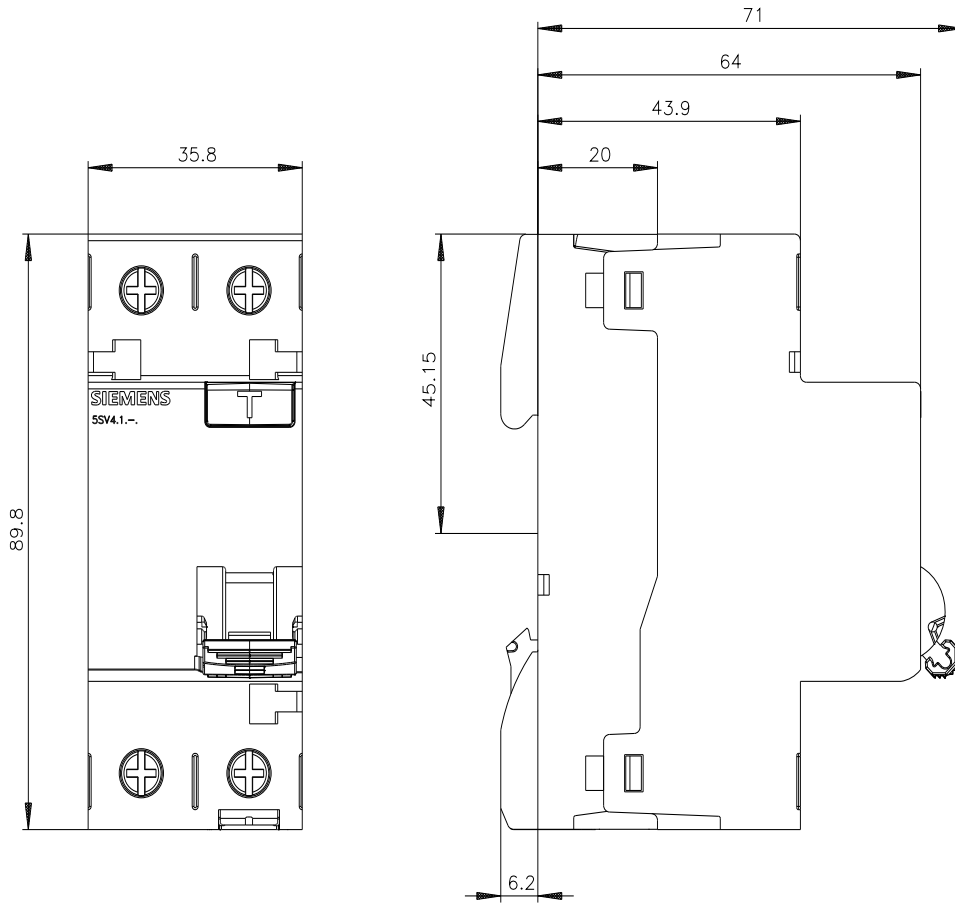
Service&Support (Manuals, Certificates, Characteristics, FAQs,...)

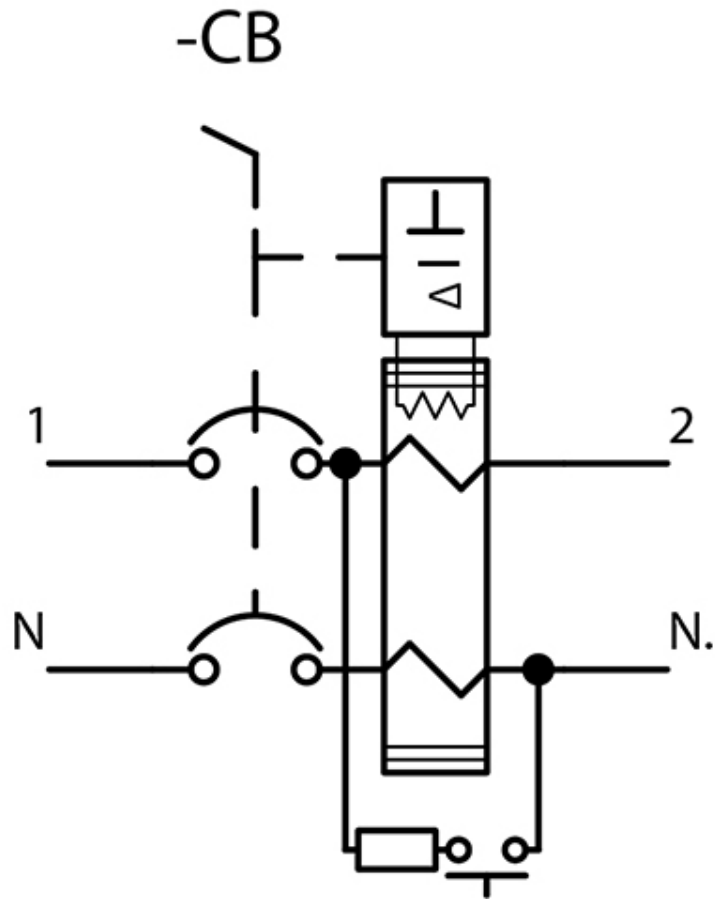
<https://support.industry.siemens.com/cs/ww/en/ps/5SV4314-0>

Image database (product images, 2D dimension drawings, 3D models, device circuit diagrams, ...)

http://www.automation.siemens.com/bilddb/cax_en.aspx?mifb=5SV4314-0

CAX-Online-Generator





last modified:

7/5/2024 